



CARBON FOOTPRINT VERIFICATION

INTEGRATED CLOUD RECORD PLATFORM

CARBON FOOTPRINT ASSESSMENT PACKAGE

<p>Level 03 Application Suite</p>	<ul style="list-style-type: none"> Overall Equipment Effectiveness (OEE) Assessment Suite 	<ul style="list-style-type: none"> Electric Power Energy Management Suite (requires demand management) 	<ul style="list-style-type: none"> Dashboard Display Management (CMS) Carbon Footprint Assessment
	<p>WF 8000 Integrated Cloud Record Platform</p> <ul style="list-style-type: none"> Web Mode Real-time notifications (Line, Telegram) 		
<p>Level 02 Integration Platform</p>			
<p>Level 01 Data Sources</p>	<ul style="list-style-type: none"> Equipment, production lines, Sensors (Temperature, Speed, Pressure, Counting, etc.) 	<ul style="list-style-type: none"> Heterogeneous systems (MRP, ERP, MES, DATA WAREHOUSE, etc.) 	



Cloud security
Data is protected.

Key Features

- Device and sensor communication setup
- Real-time monitoring and recording
- Abnormality warning and notification record
- Historical data retrieval and statistical analysis reports
- Two-way integration with heterogeneous systems such as MRP, ERP, MES, etc.
- Annual, monthly, weekly, daily, carbon footprint assessment statistics
- Separation of manufacturing areas, public areas, and key area carbon footprint Assessment statistics



Responsive system,
accessible via computer,
tablet, and mobile phone
by logging in to the URL.

項目	能源別	碳係數	年用電	碳排放量(kg)	最高(kg)	電量佔總量
1	水資源 (固)	0.745	1,077,205.00	163,735.16		
2	電能 (固)	0.502	12,612,000.00	6,331,224.00		
3	油類 (公噸)	3.111	26.50	82,441.50		
4	煤品 (公噸)	2.535	16,221.50	41,121,503.00	7,663,979.00	6.25
5	瓦斯 (M3)	1.879	--	--		
6	汽電共生 (公噸)	0.214	--	--		
合計				47,698,903.16		

廠區	廠別	廠型	面積 (㎡)	設備	數量	水電費 (元)	電量 (度)	碳排放量 (kg)	CO2 (公噸)	瓦斯 (M3)	煤 (公噸)	汽電共生 (公噸)	每單位碳排放量(kg)	合計碳排放量(kg)
總廠	經編機房	472076	針織機	--	--	13,054.00	--	9,886.39	--	--	--	--	0.02	9,886.39
總廠	染色	7,191,903	染色機	46	974,714.00	225,248.00	--	113,308.49	--	--	--	--	0.18	1,274,265.02
製造區	製風產生	--	織機	1	77,073.00	401,607.00	26,500.00	--	10,929,180.00	--	--	--	3.89	28,001,234.61
製造區	洗製	空壓	7,191,903	空壓機	7	--	620,279.00	--	6,315,207.00	--	--	--	0.09	660,279.00
製造區	洗製	織機	--	織機	1	--	624,943.00	--	5,292,320.00	--	--	--	1.91	13,729,752.59
製造區	織機	織機	--	織機	11	--	159,800.66	--	313,323.00	--	--	--	--	159,800.66
公用區域	空氣壓縮	7,191,903	空壓機	3	--	695,094.00	--	--	--	--	--	--	6.09	43,835,218.35
公用區域	廢水處理	7,191,903	廢水機	1	--	349,358.99	--	--	--	--	--	--	0.05	349,358.99
公用區域	空汙防制	7,191,903	空汙設備	2	21,000.00	399,168.00	--	582,698.01	--	--	--	--	0.08	582,698.01
合計						3,192.00	200,382.24	--	--	--	--	--	0.03	203,574.34

Large screen TV monitoring (Command Center) - Presents multidimensional and data-rich carbon footprint information.

項目	單位	數值
1. 空氣壓縮	空壓機 (度)	7,191,903.00
2. 廢水處理	廢水機 (度)	2,547,903.00
水質1	/度	--
水質2	/度	--
電能1	0.995,994.00 /度	11,607,335.00
電能2	3.49,388.99 /度	832,698.01
油類1	/公噸	--
油類2	/公噸	--
瓦斯1	M3	--
瓦斯2	M3	--
煤品1	/公噸	--
煤品2	/公噸	--
汽電2	/公噸	--
汽電1	/公噸	--
汽電2	/公噸	--
汽電1	/公噸	--
汽電2	/公噸	--
汽電1	/公噸	--
汽電2	/公噸	--
合計		43,835,218.35



Mobile monitoring (Smartphone) - Block list and clear display of production capacity, carbon footprint information, and more.



24-Hour LINE abnormal
warning record and
push notification.

WF- 8000 INTEGRATED MONITORING CLOUD SYSTEM

INTEGRATED CLOUD RECORD PLATFORM

MASTERING DATA FOR SMARTER OPERATIONS



Explore cloud system services to assist equipment **Communication, Interconnection, Recording, Data Collection, and Data Transmission.**

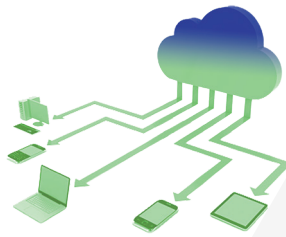












WF8000

Responsive system that can be accessed via computer, tablet, and mobile phone.



- A collaborative system that eliminates the problem of data exchange between different devices.



 Easy Operation	 Curve Charts	 Cloud Storage	 Device Interconnection	 Record query Operational	 Rate Display
 Energy Consumption	 CCTV Connection	 Mobile Device	 Real-time push Notification		